



CHAMPAGNE
a major economic player

2025





CHAMPAGNE, A UNIQUE APPELLATION

CREATOR OF VALUE

THE WORLD'S LEADING WINE AOC BY VALUE



0,5%

OF THE WORLD'S
VINEYARD AREA



8%
BY VOLUME

31%
BY VALUE

OF GLOBAL CONSUMPTION
OF SPARKLING WINES

KEY FIGURES



266.1 MILLION
bottles shipped, of which
56,5 % exported



5.7 BILLION
euros in sales*



A stock of over
1 BILLION bottles

* excluding taxes, from Champagne

A DEFINED TERRITORY



34,200 HECTARES



3 REGIONS
Grand Est, Hauts-de-France,
Île-de-France



5 DEPARTMENTS
Aube, Aisne, Haute-Marne,
Marne, Seine-et-Marne



319 VILLAGES
(crus)



16,460
GROWERS



120
COOPERATIVES



410 CHAMPAGNE
HOUSES



4,100
PRODUCERS



1,940
EXPORTERS



A WELL-STRUCTURED INDUSTRY

COMITÉ CHAMPAGNE, A TRADE ORGANISATION SERVING THE CHAMPAGNE APPELLATION

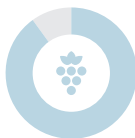
Management
of the economic
balance

Quality and
**sustainable
development**

**Global
protection of
the Champagne
appellation**

Appellation
**awareness and
desirability**

**A FRAMEWORK FOR THE CONTRACTUAL RELATIONSHIPS
BETWEEN GROWERS AND HOUSES**



**GROWERS
OPERATE
90%** OF
THE VINEYARDS



**CHAMPAGNE HOUSES
SHIP OVER
72%** OF
THE VOLUMES SOLD

THE RESERVE, UNIQUE TO CHAMPAGNE

260 MILLION
KILOS OF GRAPES
IN RESERVE

.....
THE EQUIVALENT OF
222 MILLION BOTTLES

.....
THE EQUIVALENT OF
82% OF A YEAR'S
HARVEST IN RESERVE

(three-year average)

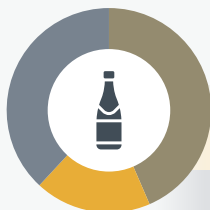
The Champagne reserve system was put in place to regulate potential annual yield variations.

It takes into account the northern location of the Champagne vineyards to answer the regular supplying and requirements of markets including harvest shortages.

In 2025, the Champagne reserve system also contributes to economically supporting vineyard renewal and sanitary vine removal linked to flavescence dorée.



A MAJOR ECONOMIC PLAYER WITH GLOBAL REACH



2025 shipments, by volume

266.1 million bottles

| | |
|-------|------------------------------|
| 42.9% | 114.1 million bottles |
| 18.6% | 49.6 million bottles |
| 38.5% | 102.4 million bottles |

● France

● European Union

● Rest of the world

A GLOBAL PRESENCE, IN OVER 200 DESTINATIONS

**SUSTAINED
EXPORT GROWTH**

**SHIPMENTS OUTSIDE THE
EUROPEAN UNION HAVE DOUBLED
IN 20 YEARS**

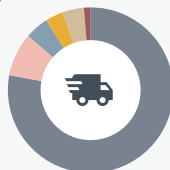
37 MARKETS OF OVER 500,000 BOTTLES

10 TOP EXPORT MARKETS IN 2025

| | 2025 ranking | Millions of bottles | Revenue (in millions of euros)* |
|----|----------------|---------------------|---------------------------------|
| 1 | USA | 26.5 | 689 |
| 2 | UNITED KINGDOM | 22.7 | 488 |
| 3 | JAPAN | 13.3 | 426 |
| 4 | GERMANY | 9.6 | 229 |
| 5 | BELGIUM | 7.8 | 156 |
| 6 | ITALY | 7.8 | 210 |
| 7 | AUSTRALIA | 7.6 | 151 |
| 8 | SWITZERLAND | 5.1 | 135 |
| 9 | SPAIN | 4.0 | 115 |
| 10 | CANADA | 2.9 | 82 |

EXPORT BREAKDOWN BY QUALITY

2025 exports,
by volume



| | |
|----------|-------------------|
| ● 77.9 % | Non-vintage brut |
| ● 8.5 % | Rosé |
| ● 4.6 % | Prestige cuvées |
| ● 3.5 % | Dosages > to Brut |
| ● 4.2 % | Dosages < to Brut |
| ● 1.3 % | Vintage |

* excluding taxes, from Champagne



A MAJOR ECONOMIC PLAYER FOR THE GRAND EST REGION AND THE FRENCH ECONOMY

A MAJOR PLAYER AMONG
FRANCE'S VINEYARDS



4%
OF THE AREA

THE LEADING PLAYER IN **WINES AND SPIRITS** IN FRANCE



LEADING
PLAYER



26% OF
EXPORTS BY VALUE

AN INDUSTRY THAT CONTRIBUTES TO THE PROSPERITY
OF THE **GRAND EST REGION***

TOP EXPORT REVENUES IN THE REGION

The Champagne industry
contributes to prosperity and
innovation in associated sectors
such as

PRODUCTION

PACKAGING

TRANSPORT

SERVICES

37%
OF **AGRI-FOOD EXPORTS**

A generator of direct employment



30,000
DIRECT JOBS



inc.
15,000 EMPLOYEES
OF GROWERS AND
CHAMPAGNE HOUSES



100,000
HARVEST WORKERS

*administrative region which comprises Champagne-Ardenne, Alsace and Lorraine, created in January 2016.



A REGION COMMITTED TO SUSTAINABLE DEVELOPMENT

RESULTS

over the last 15 years



-50,000 tonnes of CO₂ per year
thanks to the eco-design of the bottle



-50% in plant protection products
and nitrogen fertilizers



More than 90% of industrial waste
treated



100% of wine effluents
& by-products recycled



x2 of grassy areas



-25%

2025 TARGET ACHIEVED!

on the Carbon Footprint
of the Champagne
Industry

*On the path to net-zero
carbon by 2050.*



As early as 2017,
Champagne began
experimenting with the first
transatlantic freight route
with a cargo-sailing ship.

PIONEERING REGION



Largest vineyard area
in France using mating
disruption*

*resulting in insecticide treatments
being largely eliminated



Largest fleet of
high clearance electric
tractors and robots



First Carbon Footprint
for a wine area in 2003



1st region to integrate a
new resistant variety into
its specifications on an
experimental basis (VIFA)



+ 70% of area
has environmental
certification

LEADING THE FRENCH WINE INDUSTRY, CHAMPAGNE SIGNIFICANTLY CONTRIBUTES TO THE NATIONAL ECONOMY.

The Champagne AOC, synonymous with quality, prestige and celebration, constitutes a priceless asset.

It symbolises France internationally. The Champenois have been protecting this shared heritage for over 150 years.



THE CHAMPAGNE HILLSIDES, HOUSES AND CELLARS

are featured on UNESCO's World Heritage List.




COMITÉ INTERPROFESSIONNEL DU VIN DE CHAMPAGNE

5 rue Henri-Martin, CS 30135,
51204 Epernay, France

03 26 51 19 30
economie@civc.fr
www.champagne.fr

Copyrights: Damien ROSSIER © Comité Champagne 2026



champagne.fr



champagne.education



[instagram.com/
Champagne_officiel](https://www.instagram.com/Champagne_officiel)



[facebook.com/
ChampagneOfficialPage](https://www.facebook.com/ChampagneOfficialPage)



[x.com/Champagne](https://www.x.com/Champagne)